

*Crap & Win!*  
**iPad Pro**  
 Check out our contest!  
 suzuka.com.my/promotion | T&C Apply



**WALL FINISH PROFESSIONALS**  
 TAIWAN • MALAYSIA • THAILAND

**STRATO<sup>®</sup>**  
**LINNEN**

INTERIOR  
 TEXTURED PAINTS

- Complies to the
- American California Proposition 65 Standard.
  - LEED, U.S. Green Building Council Standard.



BRICK & STONE VENEER • TEXTURED PAINT • WALL PANEL • ECES • TEXTURE COATING • PEBBLE STONE COATING



**suzuka.com.my**  
 suzuka.group | Hotline : +6012-258 7388

\* Photos of the products shown in this catalogue may vary in color due to lighting condition & printing. We suggest you examine actual product samples before ordering.



LINNEN-E1.3-2307



EDITION  
**1.3**





# STRATO LINNEN

*Matte  
& grainy*



# STL



**STL 901 - 913**

Linnen is designed to add depth, quality and character to any room, it creates a rich look that is also subtle and soft on the eyes. Not only does our texture paint add an aesthetic element to your walls, it also provides a practical benefit by hiding imperfections and flaws.

Made from high-quality materials, our texture paint is available in a range of colors, allowing you to achieve the perfect look for your space. Our paint is also easy to apply, making it the perfect choice for both professional painters and DIY enthusiasts.

## Appearance

Low Sheen	● ● ● ● ●	High Sheen
Smooth Texture	● ● ● ● ●	Rough Texture
Matte	● ● ● ● ●	Metallic

## Features

• Interior use only



Low VOC & Odor	Green Choice, Water Based & Eco-friendly
Formaldehyde & Lead Free	Crack Resistant
Anti-chalking & Efflorescence	Easy Application & DIY Friendly
Applicable on Ceiling	Easy to Touch Up
Easy Maintenance	Matte Finishing

Complies to the  
 • **American California Proposition 65**  
 • **LEED, U.S. Green Building Council Standards**

• Recommended for areas larger than 100 sqf



**STL-901**  
Ivory Cream



**STL-901**

IVORY  
CREAM



**STL-902**

MAGNOLIA  
CREAM

**STL-902**  
Magnolia Cream




**STL-903** ▶  
Sandy Beige



**STL-903**

SANDY  
BEIGE







STL-904

RIVER  
GREY



▲ **STL-904**  
River Grey





▲ **STL-905**  
Fog Grey



STL-906

FROST  
GREY

**STL-906** ▶  
Frost Grey



STL-905

FOG  
GREY


▲ **STL-907**  
Thunder Grey



STL-907

THUNDER  
GREY





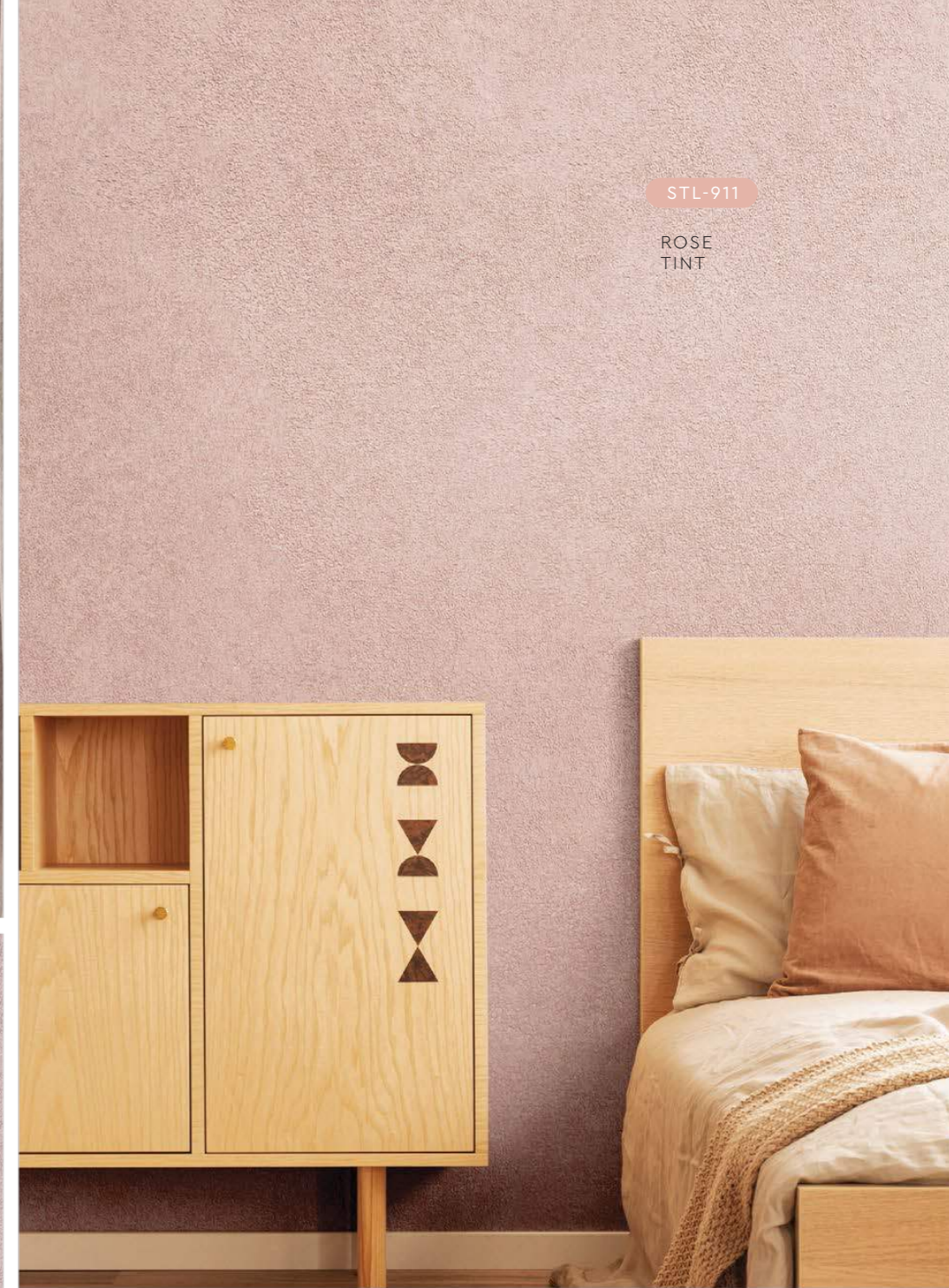
◀ **STL-908**  
Smokey Grey



STL-908  
SMOKEY  
GREY


STL-911

ROSE  
TINT





▲ **STL-909**  
Lead Grey

STL-909  
LEAD  
GREY



STL-910

TAUPE  
CREPE



▲ **STL-910**  
Taupe Crepe

▲ **STL-911**  
Rose Tint



STL-912


BURNT ORANGE



▲ STL-912  
Burnt Orange

STL-913

CRAFT GREY



▲ STL-913  
Craft Grey

# Application Technique

Application Video



### Preparation:

- Cover the edges of surface that won't be painted by masking it with tape, paper or plastic.
- Clean up the wall surface to ensure it is free from dirt and dust.

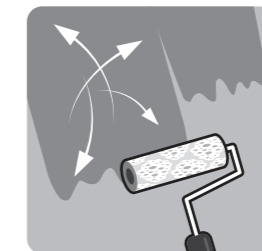


## 1 Primer

Roll 2 layers of primer on the entire surface. Allow 30 minutes to dry between the layers.

(The primer can be diluted with maximum 3% of clean water)

**Tool:** Paint Roller

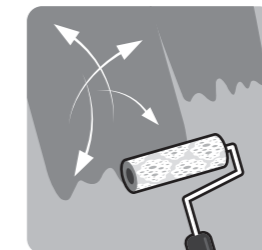


## 2 Texture Coat

### Texture Coat (First Layer)

Roll texture coat randomly on the surface. Ensure the whole surface is covered. Let dry.

(Do not Dilute)



### Texture Coat (Second Layer)

Roll second layer of texture coat randomly on the surface. Let dry.

(Do not Dilute)

**Tool:** Linnen Texture Roller

### IMPORTANT:

Color may vary on application technique & amount of material used.

### Dilution Guide:

Primer : Max 3% of clean water.  
Texture : Do not dilute.



## Packing Data

1 L	Primer	<b>Coverage</b> (per set)	<b>9 - 10</b> sqm (Application on Wall & Ceiling)
2 L	Texture Coat		

\* Linnen Texture Roller is sold separately

### Tools:



Paint Roller



Linnen Texture Roller